



Verification of the Sustainability Quality of the Social Bond Programme of Landesbank Baden-Württemberg

21 December 2018

Aim and Scope of this Second Party Opinion

Landesbank Baden-Württemberg (LBBW) commissioned ISS-oekom to assist with its first Social Bond Programme by assessing the sustainable added value of an asset pool, from which assets for refinancing with Social Bonds will be chosen. The assessment of the asset pool was conducted using the criteria and indicators of Social Bond KPIs developed by ISS-oekom.

ISS-oekom's mandate included the following services:

- Definition of Social Bond KPIs ("ISS-oekom Social Bond KPIs") containing a description of eligible asset categories and the social and environmental criteria attributed to each category for evaluating the sustainability-related performance of the assets (re-)financed through the bonds' proceeds.
- Analysis of the alignment of LBBW's Social Bond Framework procedures and the description of Eligible Sectors with ICMA's Social Bond Principles.
- Evaluation of compliance of the asset pool with the ISS-oekom Social Bond KPIs.
- Review and classification of LBBW's sustainability performance based on ISS-oekom's Corporate Rating.

Overall Evaluation of the Social Bond Eligible Social Assets

ISS-oekom's overall evaluation of the Social Bond issued by LBBW is **positive**:

- LBBW has defined a formal concept for its Social Bonds regarding use of proceeds, processes for project evaluation and selection, management of proceeds and reporting. This concept is in line with the Social Bond Principles (Part I of this Second Party Opinion).
- The overall sustainability quality of the asset pool in terms of sustainability and specifically social benefits and risk avoidance and minimisation is good (Part II of this Second Party Opinion).
- All assets of the pool are located in Germany, a highly regulated and developed country. Legislative frameworks set minimum standards, which reduce environmental and social risks.
- The issuer itself shows a good sustainability performance and has been classified as 'Prime' by ISS-oekom (Part III of this Second Party Opinion).

There are some aspects for potential improvement of the sustainability quality of the Social Bond Programme and a more specific selection or performance criteria would be recommended as these could still add to the overall quality of future Social Bond programmes developed by LBBW. This regards for example asset specific social measures going beyond the legal requirements and proactively considering not only social but also environmental selection criteria, such as in the public transport (e.g. diesel vehicles) and healthcare supply chain (e.g. lifecycle assessment) categories.

Contribution to the UN Sustainable Development Goals (UN SDGs)

The Social Bond Asset Pool positively contributes to the achievement of the following SDGs:

- Goal 3:** Good health
- Goal 4:** Quality education
- Goal 6:** Clean water and sanitation
- Goal 11:** Sustainable cities and communities
- Goal 17:** Partnership for the goals

A detailed overview of the SDGs the assets of the Social Bond contributes to is shown below:

Sustainable Development Goal	LBBW Asset Category	Impact
Goal 3: Good health and well-being	Access to essential services	Healthcare; Social Care
Goal 4: Quality education	Access to essential services	Education and Vocational training
Goal 6: Clean water and sanitation	Affordable basic infrastructure	Water / sewage
Goal 11: Sustainable cities and communities	Affordable basic infrastructure; Affordable housing; Socio-economic advancement and empowerment	Public transportation; Social housing; Strengthen efforts to protect and safeguard the world's cultural and natural heritage

Please note that details on how assets are mapped against the UN SDGs are included in “Part I – Social Bond Principles” under point 4 “Reporting”.

1) Use of Proceeds

The net proceeds of Social Bond issuances will be used exclusively to finance or refinance in whole or in part an Eligible Social Loan Portfolio consisting of Eligible Social Loans. The financing volume of assets across the topics addressed within this Social Bond Programme are as follows (the percentages relate to volume and a respective asset pool of EUR 2,004,221,389):

LBBW Asset Category	LBBW Asset Sub-Category	Volume (EUR)	Share of Asset Pool (%)
Affordable basic infrastructure	Water/sewage	761,072,851	38.0
	Public transport	331,309,345	16.5
Affordable housing	Loans to social housing cooperatives	0	0
	Other affordable / social housing	0	0
Access to essential services	Health Care	674,402,855	33.7
	Social Care	159,277,748	8.0
	Education and Vocational training	72,188,963	3.6
Socio-economic advancement and empowerment	Cultural and natural heritage	1,725,720	0.1
	Art and art facilities	4,243,907	0.2

From a sustainability point of view, all of these topics are to be evaluated positively. They meet specific social and broader sustainability standards (see Part II), which assure that a positive impact is not impaired by adverse impacts and effects in other areas (e.g. environmental impacts).

The topics relate to the Social Bond Principles (SBPs) categories as indicated below:

LBBW Asset Category	SBPs Category
Affordable basic infrastructure	Affordable basic infrastructure
Affordable housing	Affordable housing
Access to essential services	Access to essential services
Socio-economic advancement and empowerment	Socio-economic advancement and empowerment

2) Process for Project Evaluation and Selection

The Social Bond Committee will oversee the entire Social Bond process, including the evaluation and selection of eligible loans originated across relevant business lines. The selection will take place via NACE codes while excluding certain non-eligible loans.

LBBW takes care that all selected Eligible Assets comply with official national and international environmental and social standards and local laws and regulations on a best effort basis. It is part of LBBW's transaction approval process to take care, that all its activities comply with internal environmental and social directives. LBBW has minimum environmental and social requirements in place for all lending businesses, including those financed with the proceeds of the Social Bonds. These eligibility criteria and minimum requirements and ESG related aspects are continuously developed and renewed in its external and internal policy frameworks. LBBW's environmental and social policies can be found on:

https://www.lbbw.de/en/verantwortung/verantwortung_start/verantwortung_und_nachhaltigkeit.jsp

3) Management of Proceeds

The Social Bonds proceeds will be managed by LBBW in a portfolio approach.

LBBW intends to allocate the proceeds from the Social Bonds to an Eligible Social Loan Portfolio, selected in accordance with the use of proceeds criteria and evaluation and selection process presented above.

LBBW will strive, over time, to achieve a level of allocation for the Eligible Social Loan Portfolio that matches or exceeds the balance of net proceeds from its outstanding Social Bonds. Eligible Social Loans will be added to or removed from LBBW's Eligible Social Loan Portfolio to the extent required.

While any Social Bond net proceeds remain unallocated, LBBW will hold and/or invest, at its own discretion, in its liquidity portfolio, in cash or other short term and liquid instruments, the balance of net proceeds not yet allocated to the Eligible Social Loan Portfolio.

4) Reporting

The Social Bond Principles require social bond issuers to provide information on the allocation of proceeds. In addition to information related to the projects to which social bond proceeds have been allocated, the Social Bond Principles recommend communicating on the expected impact of the projects.

LBBW intends to make and keep readily available social bond reporting after a year from the issuance, to be renewed annually until full allocation.

LBBW intends to show the allocation and impact of the social bond proceeds to the Eligible Social Loan Portfolio at least at the category level and on an aggregated basis for all of LBBW's social bonds and other potential social funding outstanding.

On a best effort basis LBBW will align the reporting with the portfolio approach described in

"Harmonized Framework for Social Bond Impact Reporting (June 2018)".

Allocation Reporting

The report will provide, for each Eligible Category:

- The total amount of proceeds allocated to eligible loans
- The number of eligible loans
- The balance of unallocated proceeds
- The amount or the percentage of new financing and refinancing

Additionally, when appropriate and subject to confidentiality obligations, LBBW may provide concrete examples of eligible assets refinanced through the proceeds of the Social Bonds.

Impact Reporting

Where feasible, LBBW intends on a best effort basis to report yearly and until full allocation on social benefits associated to the eligible loans, i.e.:

- Impact indicators from the State of Baden-Württemberg and other public sources
- Number of loans or percentage of Eligible Social Loan Portfolio contributing to Sustainable Development Goals (SDG)

Both allocation report and impact report will be made available via the LBBW's website:

www.lbbw.de/socialbond

To offer maximum transparency to investors LBBW will also strive to deliver such impact estimates in an investor presentation alongside with the issuance of each Social Bond.

1) ISS-oekom Social Bond KPIs

The ISS-oekom Social Bond KPIs serve as a structure for evaluating the sustainability quality of the use of proceeds of LBBW's Social Bond Asset Pool. It comprises firstly the definition of the use of proceeds category offering added social and – as applicable - environmental value and secondly the specific sustainability criteria by means of which this added value and therefore the sustainability performance of the Social Bond Asset Portfolio can be clearly identified and described. The sustainability criteria are complemented by specific indicators, which enable quantitative measurement of the sustainability performance of the Social Bond Asset Pool and which can also be used for reporting. Details on the individual criteria and indicators for the categories can be found in Annex 1 "ISS-oekom Social Bond KPIs".

2) Evaluation of the assets**Method**

ISS-oekom has evaluated whether the assets included in the Social Bond Asset Pool match the categories and criteria listed in the ISS-oekom Social Bond KPIs. The evaluation was carried out using information and documents provided to ISS-oekom on a confidential basis by LBBW (e.g. sample loan contracts). Further, national legislation and standards, based on all assets' location in Germany, were drawn on to complement the information provided by LBBW. Amounts outstanding were used to calculate the share of underlying assets which fulfil an indicator requirement.

Findings

A. Wastewater treatment

All percentages refer to the amount of assets within the category.

The category Wastewater treatment positively contributes to the achievement of the following Sustainable Development Goals:

Goal 3: Good health
Goal 6: Clean water and sanitation
Goal 9: Innovation and infrastructure
Goal 11: Sustainable cities and communities
Goal 17: Partnership for the goals

1. Site selection

- ✓ 100% of assets have basic measures in place for responsible site selection (national legislation).
- ✓ All assets are not located in key biodiversity areas (Ramsar sites, IUCN protected areas I-IV).
- ✓ All assets are required to conduct an environmental impact assessment at the planning stage.

2. Community dialogue

- ✓ For more than 50% of assets there is basic community dialogue measures in place.

3. Working conditions during construction and operation

- ✓ 100% of assets are located in Germany, a country where high labour standards are in place for construction and maintenance work (e.g. ILO core conventions).

4. Environmental aspects of construction and operation

- ✓ For all assets, measures are in place to reduce the environmental impacts of sewage sludge disposal (national and regional legislation).
- ✓ 100% of assets are required to meet high standards regarding the quality of treated water (national and regional legislation).
- For all assets, no information is available on measures to prevent leakage of sewerage systems (e.g. monitoring systems, adequate maintenance and repair).

Controversies

- ✓ A controversy assessment on the underlying assets did not reveal any controversial activities or practices that could be attributed to LBBW.

B. Public transportation

All percentages refer to the amount of assets within the category.

The category Public transportation positively contributes to the achievement of the following Sustainable Development Goals:

Goal 9: Innovation and infrastructure
Goal 10: Reduced inequalities
Goal 11: Sustainable cities and communities

1. Social aspects of trains

- ✓ For all assets, measures to ensure safety for both passengers and operators as well as quality assurance are in place (national and EU legislation).
- ✓ 100% of assets are located in Germany, a country where high labour standards are in place (e.g. ILO core conventions).
- ✓ 100% of assets must observe requirements regarding accessibility and explain any exceptions to the requirements (national legislation).

2. Productions standards

- For all assets, no information on a comprehensive Environmental Management System (EMS) at the manufacturing sites of trains is available.
- ✓ For all assets, measures are in place to ensure high labour and health and safety standards at the manufacturing sites of trains (national and local legislation and policy).

3. Environmental aspects of trains/buses

- For all assets, no information is available on comprehensive life-cycle-assessments of the trains.
- For all assets, no information is available on optimisation of energy efficiency during operation (e.g. through energy recovery systems for trains).

Controversies

- ✓ A controversy assessment on the underlying assets did not reveal any controversial activities or practices that could be attributed to LBBW.

C. Medical/care facilities and nursing homes

All percentages refer to the amount of assets within the category.

The category Medical/care facilities and nursing homes positively contributes to the achievement of the following Sustainable Development Goals:

Goal 3: Good health
Goal 17: Partnership for the goals

1. Standards for care/medical facilities

- For all assets, no information is available on whether a quality management system is in place.
- Indicator on resident-centred environment is N/A for these types of assets.

2. Site selection (n/a for ambulatory care practices)

- ✓ More than 50% of assets are located within a maximum of 250m from one or more modalities of public transport.

3. Labour standards

- ✓ 100% of assets are located in Germany, a country where high labour standards are in place (e.g. ILO core conventions).

4. Safety of building users

- ✓ 100% of assets have measures in place to ensure operational safety (e.g. emergency exits) (national legislation).
- ✓ 5. Waste reduction and disposal
- ✓ For all assets, measures are in place to correctly dispose of waste (according to national legislation).

6. Energy efficiency

- ✓ 100% of the assets must observe the requirements of the Energy Saving Ordinance (Energieeinsparverordnung / EnEV) in the version applicable at the time of credit application.

Controversies

- ✓ A controversy assessment on the underlying assets did not reveal any controversial activities or practices that could be attributed to LBBW.

D. Healthcare supply chain

1. Production Standards

- ✓ More than 50% of assets provide for a comprehensive environmental management system at healthcare products manufacturing sites.
- ✓ More than 50% of assets provide for high labour and health and safety standards at healthcare products manufacturing sites (e.g. ILO core conventions).

2. Distribution Standards

- ✓ More than 50% of assets provide for strong business practices (e.g. code of business ethics in place, compliance procedures).

3. Environmental Aspects of the Products

- For all assets, there is no information confirming a comprehensive life-cycle assessment have been conducted.
- ✓ More than 50% of assets do not contain substances of concern (e.g. RoHS substances)

4. Social Aspects of the Products

- ✓ For over 50% of assets, product safety measures are in place (e.g. tests and assessments, safety features, strong production processes, recall processes).
- For all assets there is no information on policies around fair pricing and affordable access to medicine.

Controversies

- ✓ A controversy assessment on the underlying assets did not reveal any controversial activities or practices that could be attributed to LBBW.

E. Education

All percentages refer to the amount of assets within the category.

The category Education positively contributes to the achievement of the following Sustainable Development Goals:

Goal 4: Quality education
Goal 10: Reduced inequalities
Goal 17: Partnership for the goals

1. Quality standards

- ✓ All assets are located in countries with strong education standards and supervising bodies.
- ✓ 100% of assets are required by law to have quality management systems in place.

2. Labour standards

- ✓ 100% of assets are located in Germany, a country where high labour standards are in place (e.g. ILO core conventions).

3. Access to education

- ✓ 100% of assets are located in countries with high social standards regarding non-discrimination.
- ✓ 100% of assets must observe the General Equal Treatment Act (Allgemeines Gleichstellungsgesetz / AGG) requiring non-discrimination in education.

4. Access to transportation

- ✓ More than 50% of assets are located within a maximum of 250m from one or more modalities of public transport.

5. Safety of building users

- ✓ 100% of assets have measures in place to ensure operational safety (e.g. emergency exits) (national legislation).

6. Energy efficiency of buildings (if applicable)

- ✓ 100% of the assets must observe the requirements of the Energy Saving Ordinance (Energieeinsparverordnung / EnEV) in the version applicable at the time of credit application.

Controversies

- ✓ A controversy assessment on the underlying assets did not reveal any controversial activities or practices that could be attributed to LBBW.

F. Inclusion

All percentages refer to the amount of assets within the category.

The category Inclusion positively contributes to the achievement of the following Sustainable Development Goals:

Goal 8: Good jobs and economic growth
Goal 10: Reduced inequalities
Goal 11: Sustainable cities and communities
Goal 12: Responsible consumption and production
Goal 17: Partnership for the goals

1. Policy of facility

- For all assets, no information is available relating to their role in promoting inclusion.

2. Staff and volunteers

- ✓ 100% of assets are located in Germany, a country where high labour standards are in place (e.g. ILO core conventions).

3. Non-discriminatory and free/fairly priced and/or subsidised participation in programmes/initiatives

- For all assets, no information is available relating to non-discriminatory access to programmes and services.

4. Safety of building users

- ✓ 100% of assets have measures in place to ensure operational safety (e.g. emergency exits) (national legislation).

Controversies

- ✓ A controversy assessment on the underlying assets did not reveal any controversial activities or practices that could be attributed to LBBW.

In the ISS-oekom Corporate Rating with a rating scale from A+ (excellent) to D- (poor), LBBW was awarded a score of C+ and classified as “Prime”. This means that the company performed well in terms of sustainability, both compared against others in the industry and in terms of the industry-specific requirements defined by ISS-oekom. In ISS-oekom’s view, the securities issued by the company thus all meet the basic requirements for sustainable investments.



As at 20.07.2018, this rating puts LBBW in place 3 out of 95 companies rated by ISS-oekom in the Financials/Public & Regional Banks sector.


In this sector, ISS-oekom has identified the following issues as the key challenges facing companies in term of sustainability management:

- Sustainability impacts of lending and other financial services/products
- Customer and product responsibility
- Sustainable investment criteria
- Labour standards and working conditions
- Business ethics

In all of these key issues, LBBW achieved a rating that was significantly above the average for the sector.

Further, oekom research’s analysis did not reveal that LBBW is involved in any controversies and the company’s controversy score is zero.

Details on the rating of the issuer can be found in Annex 2 “Issuer rating results”.

A handwritten signature in blue ink, appearing to read "A. Geyer", is written over a faint, illegible stamp.

ISS-oekom

Munich, 20 July 2018

Disclaimer

1. ISS-oekom uses a scientifically based rating concept to analyse and evaluate the environmental and social performance of companies and countries. In doing so, we adhere to the highest quality standards which are customary in responsibility research worldwide. In addition we create a Second Party Opinion (SPO) on bonds based on data from the issuer.
2. We would, however, point out that we do not warrant that the information presented in this SPO is complete, accurate or up to date. Any liability on the part of ISS-oekom in connection with the use of these SPO, the information provided in them and the use thereof shall be excluded. In particular, we point out that the verification of the compliance with the selection criteria is based solely on random samples and documents submitted by the issuer.
3. All statements of opinion and value judgements given by us do not in any way constitute purchase or investment recommendations. In particular, the SPO is no assessment of the economic profitability and credit worthiness of a bond, but refers exclusively to the social and environmental criteria mentioned above.
4. We would point out that this SPO, in particular the images, text and graphics contained therein, and the layout and company logo of ISS-oekom are protected under copyright and trademark law. Any use thereof shall require the express prior written consent of ISS-oekom. Use shall be deemed to refer in particular to the copying or duplication of the SPO wholly or in part, the distribution of the SPO, either free of charge or against payment, or the exploitation of this SPO in any other conceivable manner.

About ISS-oekom

ISS-oekom is one of the world's leading rating agencies in the field of sustainable investment. The agency analyses companies and countries with regard to their environmental and social performance. ISS-oekom has extensive experience as a partner to institutional investors and financial service providers, identifying issuers of securities and bonds which are distinguished by their responsible management of social and environmental issues. More than 100 asset managers and asset owners routinely draw on the rating agency's research in their investment decision-making. ISS-oekom's analyses therefore currently influence the management of assets valued at over 600 billion euros.

As part of our Sustainability Bond Services, we provide support for companies and institutions issuing sustainable bonds, advise them on the selection of categories of projects to be financed and help them to define ambitious criteria. We verify the compliance with the criteria in the selection of projects and draw up an independent second party opinion so that investors are as well informed as possible about the quality of the loan from a sustainability point of view.

Contact: ISS-oekom, Goethestraße 28, 80336 Munich, Germany, tel: +49 / (0) 89 / 54 41 84-90, e-mail: info@oekom-research.com

Annexes

- Annex 1: ISS-oekom Social Bond KPIs
- Annex 2: ISS-oekom Corporate Rating of Landesbank Baden-Württemberg

Annex 1: ISS-oekom Social Bond Analysis Framework

ISS-oekom Social Bond KPIs

The ISS-oekom Social Bond Kpis serves as a structure for evaluating the sustainability quality – i.e. the social and environmental added value – of the use of proceeds of LBBW's Social Bond Programme. It comprises firstly the definition of the use of proceeds category offering added social and/or environmental value and secondly the specific sustainability criteria by means of which this added value and therefore the sustainability performance of the assets can be clearly identified and described. The sustainability criteria are complemented by specific indicators, which enable quantitative measurement of the sustainability performance of the assets and which can also be used for reporting.

Use of Proceeds

- A. Wastewater treatment
- B. Public transportation
- C. Medical/care facilities and nursing homes
- D. Healthcare supply chain
- E. Education
- F. Inclusion

Sustainability Criteria and Quantitative Indicators for Use of Proceeds

A. Wastewater treatment

1. Site selection

- Percentage of assets that are not located in key biodiversity areas (Ramsar sites, IUCN protected areas I-IV).
- Percentage of assets that underwent environmental impact assessments at the planning stage.

2. Community dialogue

- Percentage of assets that feature community dialogue as an integral part of the planning process (e.g. sound information of communities, community advisory panels and committees, surveys and dialogue platforms, grievance mechanisms and compensation schemes).

3. Working conditions during construction and operation

- Percentage of assets that provide for high labour and health and safety standards for construction and maintenance work (e.g. ILO core conventions).

4. Environmental aspects of construction and operation

- Percentage of assets that feature measures to prevent leakage of sewerage systems (e.g. monitoring systems, adequate maintenance and repair).

- Percentage of assets that feature measures to reduce the environmental impacts of sewage sludge disposal (e.g. exclusion of introduction into waterways and landfill, exclusion or standards for agricultural use, utilisation of energy).
- Percentage of assets that provide for high standards regarding the quality of treated water.

Possible impact indicators: Litres of water recycled and/or treated

- Litres of water recycled
- Litres of water treated

Controversy Assessment

- Assessment of controversial assets (e.g. due to labour rights violations, adverse biodiversity impacts).

B. Public transportation

1. Social aspects of trains/buses

- Percentage of assets which ensure health and safety for both passengers and operators (e.g. vigilance control, minimisation of noise exposure, accessibility).

2. Production standards

- Percentage of assets that provide for a comprehensive environmental management system at the manufacturing sites of trains/buses.
- Percentage of assets that provide for high labour and health and safety standards at the manufacturing sites of trains/buses. (e.g. ILO core conventions).

3. Environmental aspects of trains/buses

- Percentage of assets for which comprehensive life-cycle-assessments have been conducted.
- Percentage of assets for which energy efficiency during operation is optimised (e.g. through energy recovery systems for trains/ E-buses, hybrid and biofuel buses).

Possible impact indicators: Passenger capacity created and/or passengers transported

- Amount of additional passenger capacity created
- Amount of additional passengers transported

Controversy Assessment

- Assessment of controversial assets (e.g. due to labour rights violations, adverse biodiversity impacts).

C. Medical/care facilities and nursing homes (Nursing homes, Clinics, Hospitals, Mobile Care, Rehabilitation)

1. Standards for care/medical facilities

- Percentage of assets that provide a resident-centred environment, i.e. services and facilities (e.g. trained staff, privacy, recreational areas etc.). (n/a for medical facilities)
- Percentage of assets that have a quality management system in place.

2. Site selection (n/a for ambulatory care practices)

- Percentage of assets located within a maximum of 250m from one or more modalities of public transport.

3. Labour standards

- Percentage of assets that provide for high labour and health and safety standards (e.g. ILO core conventions).

4. Safety of building users (n/a for ambulatory care practices)

- Percentage of assets that ensure operational safety (e.g. emergency exits, fire sprinklers, fire alarm systems).

5. Waste reduction and disposal

- Percentage of assets that provide for measures to reduce and correctly dispose of waste (e.g. sorting and separation, safe storage).

6. Energy efficiency

- Percentage of assets for which good energy efficiency standards are in place (i.e. for buildings and/or fleets).

Possible impact indicators: Number of persons served or number of facilities

- Number of persons served by facilities
- Number of facilities

Controversies

- Description of controversial projects (e.g. labour rights violations, accidents).

D. Healthcare supply chain (manufacturing of equipment, wholesale pharmaceuticals)

1. Production standards

- Percentage of assets that provide for a comprehensive environmental management system at healthcare products manufacturing sites.
- Percentage of assets that provide for high labour and health and safety standards at healthcare products manufacturing sites (e.g. ILO core conventions).

2. Distribution standards

- Percentage of assets that provide for strong business practices (e.g. code of business ethics in place, compliance procedures).

3. Environmental aspects of products

- Percentage of assets for which comprehensive life-cycle assessment have been conducted.
- Percentage of assets for which substances of concern are banned in products (e.g. RoHS substances).

4. Social aspects of products

- Percentage of assets for which product safety measures are in place (e.g. tests and assessments, safety features, strong production processes, recall processes).

- Percentage of assets with policies around fair pricing and affordable access to medicine).

Possible impact indicators

- Number of healthcare facilities equipped with medical equipment and supplies
- Number of patients treated

Controversies

- Assessment of controversial assets (e.g. labour rights violations, poor production standards).

E. Education (School, Kindergarten, University, Continued Education, Research and Student Unions)

1. Facility standards
 - Percentage of assets that are located in a country which has strong education standards and supervising bodies.
 - Percentage of assets that have quality management systems in place.
2. Labour standards
 - Percentage of assets that provide for high labour, health and safety standards (e.g. ILO core conventions) for its staff and volunteers
3. Access to education
 - Percentage of assets that have high social standards regarding non-discrimination (according to national legislation/standards).
4. Site selection
 - Percentage of assets located within a maximum of 250m from one or more modalities of public transport.
5. Safety of building users
 - Percentage of assets that ensure operational safety (e.g. emergency exits, fire sprinklers, fire alarm systems).
6. Energy efficiency of buildings
 - Percentage of assets for which good energy efficiency standards are in place (i.e. for buildings and/or fleets).

F. Inclusion (Foundations, Sport Clubs, Child and Youth Welfare, Employment for handicapped people)

1. Policy of facility
 - Percentage of assets with an element in their policies / statutes / charters relating to promoting inclusion and non-discriminatory access to programmes / offers / services.
2. Staff and volunteers
 - Percentage of assets that provide for high labour, health and safety standards (e.g. ILO core conventions) for its staff and volunteers
3. Non-discriminatory and free/fairly priced and/or subsidised participation in programmes/initiatives
 - Percentage of assets that reference in their policies / statutes / charters free, fairly priced and/or subsidised participation for socially disadvantaged participants.

4. Safety of building users

- Percentage of assets that ensure operational safety (e.g. emergency exits, fire sprinklers, fire alarm systems).

Controversies

- Description of controversial projects (e.g. accidents, labour rights violations).

Possible impact indicators: Number of persons served or number of facilities

- Number of persons served by and/or enrolled in facilities
- Number of facilities

ISS-oekom Corporate Rating

Landesbank Baden-Württemberg

Industry	Financials/Public & Regional Banks	Status	Prime
Country	Germany	Rating	C+
ISIN	DE000LBW6CZ6	Prime Threshold	C



The assessment of a company's sustainability performance is based on approximately 100 criteria, selected specifically for each industry. A company's failure to disclose, or lack of transparency, regarding these matters will impact a company's rating negatively.

Industry Leaders

Company name (in alphabetical order)	Country	Grade
Deutsche Kreditbank AG	DE	B-
La Banque Postale S.A.	FR	B-
Landesbank Baden-Württemberg	DE	C+

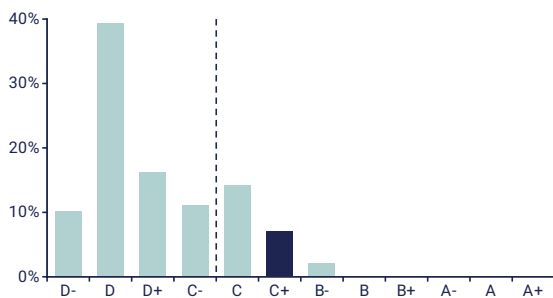
Legend: ■ Industry ■ Company --- Prime

Key Issue Performance

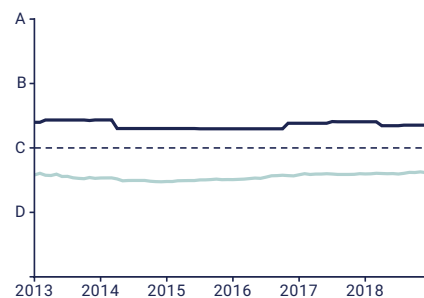


Distribution of Ratings

99 companies in the industry



Rating History



Controversy Monitor

Company		Industry	
Controversy Score	0	Maximum Controversy Score	-16
Controversy Level	Minor	Controversy Risk	Moderate

